


# PRODUCT DATASHEET

## DR DALI NFC P 90/200-900/220 L

LED DRIVER DALI NFC PERFORMANCE | Linear DALI constant LED driver with NFC dimming interface



### Areas of application

- Suitable for LED luminaires and LED modules
- Applicable for luminaires of protection class I
- Suitable for indoor non-SELV installations
- Suitable for emergency installations
- Linear lighting for office, education, storage areas and retail

### Product benefits

- DALI-2 certified incl. Parts 251, 252, 253
- Fully programmable via NFC
- Push DIM application for easy control
- High efficiency
- LED module interchangeable and future-proof thanks to Zhaga conformity
- High-quality dimming of 1...100 %
- Available in 26 W, 42 W, 60 W, 90 W and 150 W

### Product features

- 1 channel DALI-2 certified LED driver
- Quick and easy current setting via NFC
- Available with output current range: from 50...1,100 mA
- Very long lifetime: up to 100,000 h
- Constant Lumen Output (CLO)
- Compatible to Zhaga Book 13
- Suitable for emergency lighting fixtures acc.to EN 60598-2-2 with emergency output factor EOFI (adjustable via NFC)

## TECHNICAL DATA

### Electrical data

Nominal output power	90 W
Nominal voltage	220...240 V
Nominal output voltage	40...220 V
Input voltage AC	198...264 V <sup>1)</sup>
Input voltage DC	176...280 V
U-OUT (working voltage)	40...220 V
Type of current	AC/DC
Nominal current	550 mA
Nominal output current	200...900 mA <sup>2)</sup>
Inrush current	41.4 A
Output current tolerance	+/- 5 %
Output ripple current (120 Hz)	±1.5 %
Mains frequency	0/50/60 Hz
Total harmonic distortion	< 8 % <sup>3)</sup>
Power factor $\lambda$	> 0.96 <sup>4)</sup>
ECG efficiency	94 %
Max. ECG no. on circuit breaker 10 A (B)	7
Max. ECG no. on circuit breaker 16 A (B)	12
Max. ECG no. on circuit breaker 10 A (C)	13
Max. ECG no. on circuit breaker 16 A (C)	21
Surge capability (L/N-Ground)	2 kV
Surge capability (L-N)	1 kV
Galvanic isolation	N-SELV
Operating frequency	0/50/60 Hz
Power loss in stand-by mode	0.2 W <sup>5)</sup>

1) Permitted voltage range

2) Default value 200 mA

3) At full load, 220...240 V, 50 Hz

4) Full load at 230 V/50 Hz

5) Typical value +/- 5 %

### Dimensions & Weight



Length	280.00 mm
Mounting hole spacing, length	267 mm
Width	30.00 mm
Height	21.00 mm
Cable cross-section, input side	0.5...1.5 mm <sup>2</sup>
Cable cross-section, output side	0.5...1.5 mm <sup>2</sup>
Prewired	No
Wire preparation length, input side	7...9 mm
Wire preparation length, output side	7...9 mm
Product weight	185.00 g

### Colors & materials

Product color	White
Casing material	Metal
Body material	Metal

### Temperatures & operating conditions

Ambient temperature range	-30...+60 °C
Maximum temperature at tc test point	80 °C
Max.housing temperature in case of fault	<110 °C
Temperature range in operation	-30...+60 °C
Permitted rel. humidity during operation	20...90 %

### Lifespan

ECG lifetime	100000 h <sup>1)</sup>
Number of switching cycles	100000

1) At T<sub>c</sub> max. - 10°C

### Additional product data

Encapsulated	Yes
--------------	-----

### Capabilities

Dimmable	Yes
Dimming interface	DALI-2 / Push-DIM
Dimming range	1...100 %
Overheating protection	Yes
Overload protection	Yes
No-load proof	Yes
Short-circuit protection	Yes

Max. cable length to lamp/LED module	0,8 m
Suitable for fixtures with prot. class	I
Suitable for emergency lighting	Yes
Type of connection, output side	Push terminal

### Certificates & Standards

Approval marks – approval	CE / UKCA / EAC / ENEC / EL
Standards	Acc. to EN 61347-1 / Acc. to EN 61347-2-13 / Acc. to EN 55015 / Acc. to EN 61547 / Acc. to EN 61000-3-2 / Acc. to EN 62384
Protection class	I
Type of protection	IP20









### LOGISTICAL DATA

Temperature range at storage	-40...+80 °C
------------------------------	--------------

### Safety advice

- All electrical connections must be made by a qualified person.
- Caution, risk of electric shock.
- Disconnect mains before installation.
- Do not open enclosure-housing.

### DOWNLOAD DATA

	Documents and certificates	Document name
	User instruction / safety instructions	LED DRIVER DALI NF P
	Legal information	Safety Insert G11205497
	Legal information	Informationstext 18 Abs 4 ElektroG
	Legal information	DR DA NF P
	Declarations of conformity	DR DA NF P
	Declarations of conformity UKCA	DR DA NF P
	EU Data Act	DALI LED Driver and Luminaires
	EU Data Act	Field Assistant - NFC Program Application

## LOGISTICAL DATA

Product code	Packaging unit (Pieces/Unit)	Dimensions (length x width x height)	Gross weight	Volume
4058075851580	Folding box 1	35 mm x 290 mm x 25 mm	225.00 g	0.25 dm <sup>3</sup>
4058075851597	Shipping box 20	312 mm x 197 mm x 130 mm	4790.00 g	7.99 dm <sup>3</sup>

The mentioned product code describes the smallest quantity unit which can be ordered. One shipping unit can contain one or more single products. When placing an order, for the quantity please enter single or multiples of a shipping unit.

## References / Links

– For Guarantee see [www.ledvance.com/guarantee](http://www.ledvance.com/guarantee)

## DISCLAIMER

Subject to change without notice. Errors and omission excepted. Always make sure to use the most recent release.