

PHILIPS

Xitanium

LED driver



Datasheet

Xitanium isolated Fixed Output (LEDset)

Xitanium 75W 0.7-2.0A 54V 230V

9290 016 94206

Xitanium isolated Fixed Output drivers are ideal for Low Voltage (LV) linear systems.

They offer ease of design-in and make the approbation process easier. The Xitanium range is built on three pillars: quality of light, reliability and flexibility. By using Xitanium LED drivers in your luminaires, you can be sure to offer your customers high quality of light without visual flicker and stroboscopic effects. The reliability of your complete lighting system is enhanced as our drivers offer specific features that protect the connected LED module, including reduced ripple current and thermal de-rating. Finally, application-oriented operating windows offer the flexibility required to provide the stable lumen output and light quality levels that lighting specifiers and architects demand.

Benefits

- High quality of light
- High reliability
- Future-proof flexibility

Features

- High efficiency
- Wide operating windows - output current can be adjusted via LEDset (resistor)
- Reduced ripple current for increased reliability
- SELV
- Suitable for Class I and Class II luminaires

Application

- Offices
- Retail: supermarkets, shopping malls

Electrical input data

Specification item	Value	Unit	Condition
Rated input voltage range	220...240	V _{ac}	Performance range
Rated input voltage	230	V _{ac}	
Rated input frequency range	50...60	Hz	Performance range
Rated input current	0.38	A	@ rated output power @ rated input voltage
Rated input power	85	W	@ rated output power @ rated input voltage
Power factor	0.98		@ maximum output power @ rated input voltage
Total harmonic distortion	6	%	@ maximum output power @ rated input voltage
Efficiency	89	%	@ maximum output power @ rated input voltage @ max. I _{out}
Rated input voltage DC range	186...250	V _{dc}	Performance range
Input voltage AC range	198...264	V _{ac}	Operational range
Input frequency AC range	47.5...63	Hz	Operational range
Input voltage DC range	168...275	V _{dc}	Operational range
Isolation input to output	SELV		

Electrical output data


Specification item	Value	Unit	Condition
Regulation method	Constant Current		
Output voltage	27...54	V _{dc}	
Output voltage max.	60	V	
Output current	0.7...2	A	
Output current tolerance ±	5	%	
Output current ripple LF	≤ 4	%	Ripple = peak / average, < 3kHz
Output current ripple HF	≤ 4	%	
Output P _{st} ^{LM}	≤ 0.5		
Output SVM	≤ 1		
Output power	21...75	W	

Electrical data controls input

Specification item	Value	Unit	Condition
Control method	Fixed		

Wiring and Connections

Specification item	Value	Unit	Type
Input wire cross-section	0.5...1.5 / 20...16	mm ² / AWG	WAGO744, solid wire
Input wire strip length	8...9	mm	
Output wire cross-section	0.5...1.5 / 20...16	mm ² / AWG	WAGO744, solid wire
Output wire strip length	8...9	mm	
Maximum cable length	0.6	m	Total length of wiring including LED module, one way

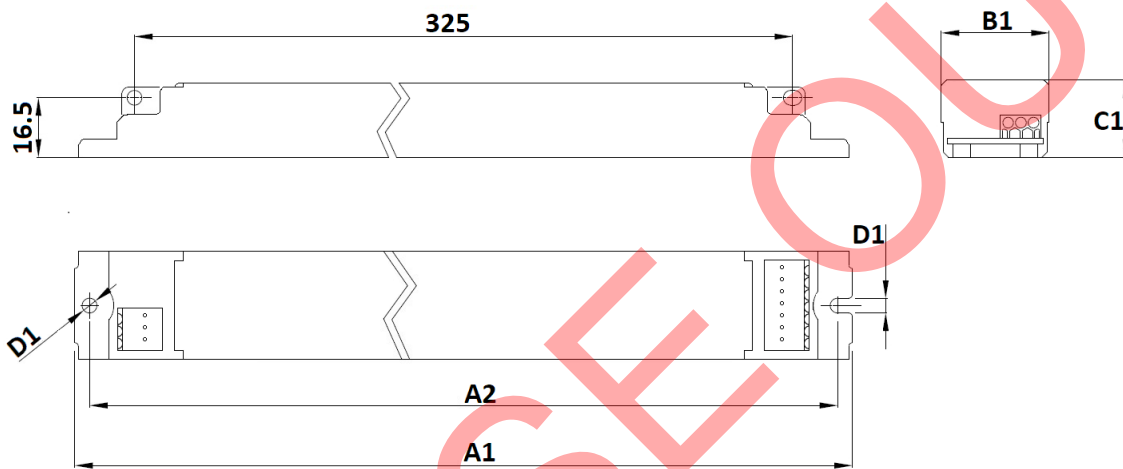


Insulation

Insulation per IEC61347-1	Input	Output+LEDset	Housing
Input		SELV	Basic
Output+LEDset	SELV		Basic
Housing	Basic	Basic	

Dimensions and weight

Specification item	Value	Unit	Tolerance (mm)
Length (A1)	360	mm	
Mounting hole distance (A2)	350	mm	
Width (B1)	30	mm	
Height (C1)	21	mm	
Mounting hole diameter (D1)	4.1	mm	
Weight	250	gram	



Logistical data

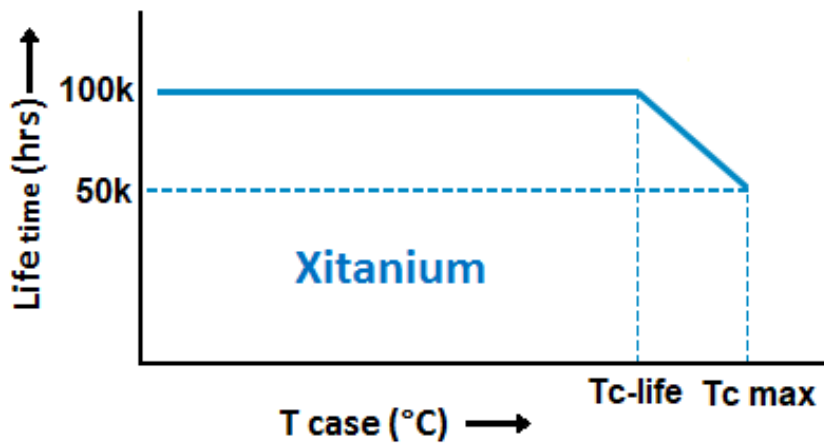
Specification item	Value
Product name	Xitanium 75W 0.7-2.0A 54V 230V
EOC	871869975619200
Logistic code 12NC	9290 016 94206
EAN1 (GTIN)	8718699756192
EAN3 (box)	8718699756208
Pieces per box	24

Operational temperatures and humidity

Specification item	Value	Unit	Condition
Ambient temperature	-20...+50	°C	Higher ambient temperature allowed as long as Tcase-max is not exceeded
Tcase-max	75	°C	Lifetime 50khrs;
Tcase-life	65	°C	Lifetime 100khrs; measured at T _c -point
Maximum housing temperature	110	°C	In case of a failure, inherent by design
Relative humidity	10...90	%	Non-condensing

Lifetime

Specification item	Value	Unit	Condition
Driver lifetime	100,000	hours	Measured temperature at Tcase-point is Tcase-life. Maximum failures = 10%
Mains switching cycles	> 100,000	switches	See Design-in guide for detailed explanation



Storage temperature and humidity

Specification item	Value	Unit	Condition
Ambient temperature	-25...+85	°C	
Relative humidity	5...95	%	Non-condensing

Programmable features

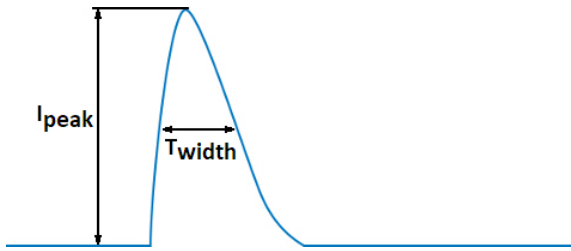
Specification item	Available	Default setting	Condition
Set Adjustable Output Current (AOC)	LEDset	700 mA	Set the output current via LEDset, do not leave open / short-circuit. See Design-In Guide for resistor value table
LED Module Temperature Protection (MTP)	No		
Constant Light Output (CLO)	No		
DC emergency (DCemDim)	No		

Features

Specification item	Value	Condition
Open load protection	Yes	Automatic recovering
Short circuit protection	Yes	Automatic recovering
Over power protection	Yes	Automatic recovering
Hot wiring	No	
Suitable for fixtures with protection class	I and II	per IEC60598
Energy metering (DALI part 252)	No	
Diagnostics	No	

Inrush current

Specification item	Value	Unit	Condition
Inrush current	20	A	Input voltage 230V
Inrush peak width	240	μ s	Input voltage 230 V, measured at 50% height
Drivers / MCB 16A type B	≤ 24	pcs	Indicative value



Please refer to the driver design in guide if you use other MCB-types.

Driver touch current / protective conductor current

Specification item	Value	Unit	Condition
Typical Protective Conductor Current (ins. Class I)	0.7	mA rms	Acc. IEC60598-1. LED module contribution not included

Surge immunity

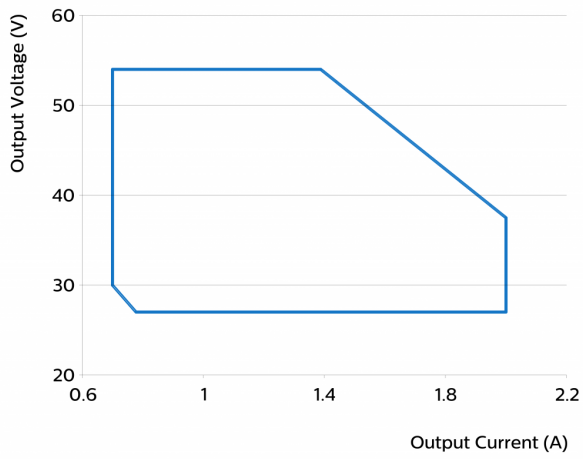
Specification item	Value	Unit	Condition
Mains surge immunity (diff. mode)	1	kV	Acc. IEC61000-4-5. 2 Ohm, 1.2/50 μ s, 8/20 μ s
Mains surge immunity (comm. mode)	2	kV	Acc. IEC61000-4-5. 12 Ohm, 1.2/50 μ s, 8/20 μ s

Application Info

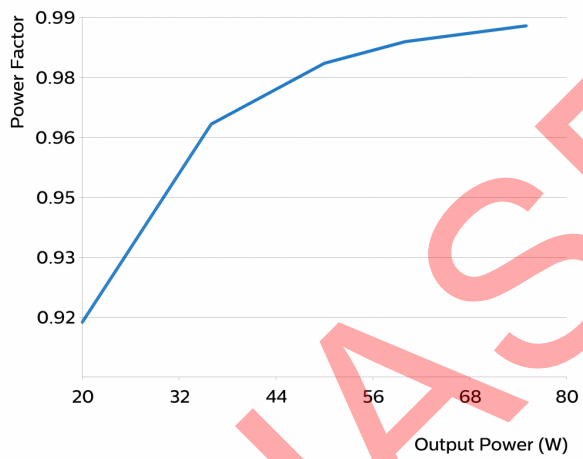
Specification item	Value
Approval marks	CCC / CE / EAC / EL / ENEC / RCM / SELV / TISI / UA
Ingress Protection classification (IP)	20
Application	Indoor Linear
Mounting Type	Built-in

Graphs

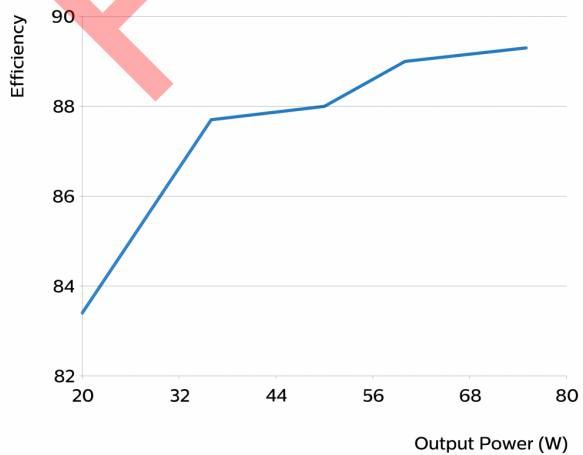
Operating window



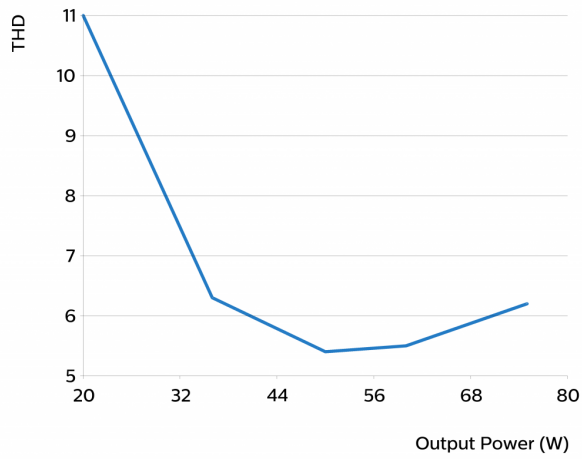
Power factor versus output power



Efficiency versus output power



THD versus output power



PHASE OUT



©2021 Signify Holding, IBRS 10461, 5600 VB, NL. All rights reserved.
UK importer address: Signify Commercial UK Limited, 3, Guildford Business Park, GU2 8XG.

The information provided herein is subject to change without notice. Signify does not give any representation or warranty as to the accuracy or completeness of the information included herein and shall not be liable for any action in reliance thereon. The information presented in this document is not intended as any commercial offer and does not form part of any quotation or contract, unless otherwise agreed by Signify.

Philips and the Philips Shield Emblem are registered trademarks of Koninklijke Philips N.V. All other trademarks are owned by Signify Holding or their respective owners.

Date of release: August 12, 2021 v4

www.philips.com/oem