

PRODUCT DATASHEET

LN INV D 1200 P 40W 940 DAVR SN BK

LINEAR INDIVILED DIRECT 1200 DALI SENSOR | Surface mounted luminaire for single or light line office application with CRI90 and DALI sensor, 1200 mm



Areas of application

- Direct replacement for luminaires with fluorescent lamps
- Offices, education, public buildings
- Single and continuous line configuration
- Direct lighting

Product benefits

- Easy upgradeability of light source and driver (EVERLOOP design)
- Homogenous light distribution and reduced glare ($UGR \leq 19$) thanks to IndiviLED® optics
- High performance with CRI90 and up to 131 lm/W
- Symmetric light distribution for various application areas
- Extended services such as energy monitoring and remote maintenance possible with DALI versions
- High color consistency with SDCM 3
- Easy installation
- Low flicker light thanks to special electronic control gear
- Suitable for battery emergency installations acc. to EN 60598-2-22
- Multiple mounting options thanks to different accessories

Product features

- Minimalistic LEDVANCE SCALE design in extruded aluminum housing, available in white and black color
- Includes EVERLOOP: Convenient replacement of light source and LED driver



- PIR-Sensor with leader-follower function
- Combined daylight and motion detection
- Individual adjustment of the parameters with configuration software or remote control
- Linkable into seamless light line with accessories (surface or pendant mounting)
- Pendant mounting with suspension kit (to be ordered separately)
- Glow Wire Test according to IEC 60695-2-12: 850 °C
- 5-pole terminal block, cable cross section up to 5 x 2.5 mm²
- Lifetime (L80/B10): 70,000 h (at 25 °C)
- Multi Lumen function: programmable DALI-2 driver

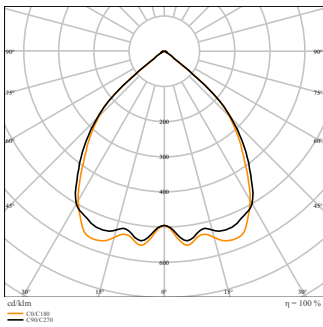
TECHNICAL DATA

Electrical data

Nominal wattage	40 W / 34 W / 30 W / 25 W
Nominal voltage	220...240 V
Mains frequency	0/50/60 Hz
Nominal current	177...160...140...120 mA
Inrush current	9.92 A
Inrush current time T_{h50}	360 μ s
Max. number of luminaires per miniature circuit breaker B16	20
Max. number of luminaires per miniature circuit breaker C10	20
Max. number of luminaires per miniature circuit breaker C16	32
Power factor λ	> 0.90
Total harmonic distortion	\leq 20 %
Protection class	I
Operating mode	Integrated LED driver
Dimming interface	DALI-2 / IoT

Photometrical data

Luminous flux	4900 lm / 4300 lm / 3750 lm / 3150 lm
Luminous efficacy	123 lm/W / 126 lm/W / 125 lm/W
Color temperature	4000 K
Light color (designation)	Cool White
Color rendering index Ra	\geq 90
Standard deviation of color matching	3 sdc _m
Low flicker	Yes
Flickering metric (Pst LM)	\leq 1
Stroboscope effect metric (SVM)	\leq 0.4
Photobiological safety group acc. to EN62778	RG1
Photobiological safety group acc. to EN62471	RG0
Beam angle	90 °
UGR	< 19



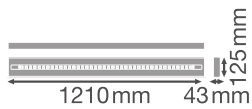
LN INV D 1200 P 40W 940 DA VR

Adjustable attributes

Nominal wattage	Color temperature	Luminous flux	Luminous efficacy
40 W	4000 K	4900 lm	123 lm/W
34 W	4000 K	4300 lm	126 lm/W
30 W	4000 K	3750 lm	125 lm/W
25 W	4000 K	3150 lm	126 lm/W

Dimensions & Weight

Length	1210.00 mm
Width	125.00 mm
Height	43.00 mm
Product weight	3290.00 g



LN INV 1200 P

Materials & Colors

Product color	Black
Housing color	Black
RAL Color (most similar)	RAL 9005
Body material	Aluminum
Cover material	Polymethylmethacrylate (PMMA)
Light emitting surface material	Polymethylmethacrylate (PMMA)
Glow Wire Test according to IEC 60695-2-12	850 °C
Mercury content	0.0 mg

Application & Mounting

Ambient temperature range	-20...+50 °C
Temperature range at storage	-20...+80 °C
Type of connection	Screwless terminal, 5-Pole (L, N, PE, DA+, DA-)
Type of protection	IP20
Protection class IK (shock resistance)	IK06
Dimmable	Yes
Type of dimming	DALI-2
IoT ready	Support of DALI data type PART 251, 252, 253 ¹⁾
Mounting type	Suspended/Surface
Mounting location	Ceiling
Application environment	Indoor
Adjustable	No
With light source	Yes
Replaceable light source	Yes

¹⁾ Internet of Things. Supports data transfer via gateway to cloud-based monitoring platforms, such as LEDVANCE VIVARES Cloud

Lifespan

Lifespan L70/B50 at 25 °C	100000 h ¹⁾
Lifespan L80/B10 at 25 °C	70000 h ¹⁾
Lifespan L80/B50 at 25 °C	70000 h
Lifespan L90/B10 at 25 °C	35000 h
Number of switching cycles	25000

¹⁾ t[h]: L70 / B50 @ 25 °C (Ta), t[h]: L80 / B10 @ 25 °C (Ta), t[h]: L90 / B10 @ 25 °C (Ta)

Control gear

Output current	1400mA / 1300mA / 1200mA / 1100 mA
ECG - Output ripple current	≤ 5 %
Recommended control gear	OSRAM type OTI DALI 50/220-240/1A4 NFC L

Sensor

Type of sensor	Motion / Light
Sensor technology	Passive infrared/Photocell
Sensor detection angle	80 °
Sensor controlled switching time	10 s ... 30 min
Detection range of motion sensor	1.7 m ... 4 m





Certificates & Standards





Standards	CE / CB / ENEC / TÜV SÜD / UKCA / EAC / EPD
Luminaire with limited surface temperature, "D sign"	No
Ball shot safe	No
EPD	LEDV-00073-V01.01-EN
Replaceable light source (EPREL)	Only by an expert

Additional product data

Added function	EVERLOOP / Programmable Multi Lumen
----------------	-------------------------------------

Accessories Optional

Product image	Product name	EAN
	LN INV SUSPENSION KIT BK	4099854297069
	LN INV SUSPENSION WIRE	4099854323980
	LN INV 1200 THROUGHWIRING KIT	4099854214820
	LN INV INLINE CONNECTOR	4099854215612

Product image	Product name	EAN
	LN INV CORNER CONNECTOR BK	4099854308079
	LN INV INFILL 600 BK	4099854297045
	LN INV INFILL 1200 BK	4099854297007
	LN INV INFILL 1500 BK	4099854297021





EQUIPMENT / ACCESSORIES

- Suspension kit available for pendant luminaire version (to be ordered separately)
- Inline, corner and infill connectors available as separate accessory
- Through-wiring cable kit available



Safety advice

- All electrical connections must be made by a qualified person.
- Caution, risk of electric shock.
- Product in protection class I. All electrically conductive, metallic housing parts that can absorb voltage during operation or during maintenance in the event of a fault must be continuously connected to the protective earthing conductor.

DOWNLOAD DATA

Documents and certificates	Document name
 User instruction / safety instructions	LN INV D DI
 Legal information	Safety Insert G11205497
 Legal information	Legal Insert G11235610
 Legal information	Informationstext 18 Abs 4 ElektroG

503 Service Temporarily Unavailable

Documents and certificates		Document name
	Legal information	LN INV D DI
	Declarations of conformity	LN INV
	Declarations of conformity UKCA	LN INV
	Certificates	LN INV
	EU Data Act	DALI LED Driver and Luminaires
	EPD	EPD_EN_LINEAR INDIVILED DALI SEN
	EPD	EPD_FR_LINEAR INDIVILED DALI SEN
Photometric and lighting design files		Document name
	IES file (IES)	LN INV D 1200 P 40W 940 DAVR SN BK
	LDT file (Eulumdat)	LN INV D 1200 P 40W 940 DAVR SN BK
	ULD file (DIALux)	LN INV D 1200 P 40W 940 DAVR SN BK
	ROLF file (RELUX)	LN INV D 1200 P 40W 940 DAVR SN BK
	UGR file (UGR table)	LN INV D 1200 P 40W 940 DAVR SN BK
	Light distribution curve type polar	LN INV D 1200 P 40W 940 DAVR
CAD/BIM files		Document name
	BIM Revit 3D	Linear Indiviled G2
	CAD STEP 3D	LN INV D 1200 G2
Tender texts		Document name
	Tender documents	LINEAR INDIVILED DIRECT 1200 DALI SENSOR P 40W 940 DAVR SN BK-EN

503 Service Temporarily Unavailable


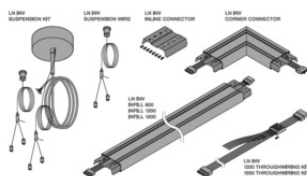
LOGISTICAL DATA

Product code	Packaging unit (Pieces/Unit)	Dimensions (length x width x height)	Gross weight	Volume
4099854371745	Folding box 1	178 mm x 1,263 mm x 103 mm	3890.00 g	23.16 dm ³
4099854371752	Shipping box 2	1,297 mm x 197 mm x 224 mm	9180.00 g	57.23 dm ³

The mentioned product code describes the smallest quantity unit which can be ordered. One shipping unit can contain one or more single products. When placing an order, for the quantity please enter single or multiples of a shipping unit.

ADDITIONAL CATALOG INFORMATION

LINEAR IndivLED [®] DIRECT DALI SN BK	DRIVER	mA	W	lm	lm/W	MP
LN INV D 1200 P 40W 900 DA SN BK	OSRAM	300	29	3000	100	MFC
	071 DALI SW	300	30	2900	100	MFC
	SS-DALI	700	34	4100	120	MFC
144 MPCL	300	45	4600	118	Phosphor	
LN INV D 1200 P 40W 940 DA SN BK	OSRAM	300	29	3100	108	MFC
	071 DALI SW	300	30	3100	105	MFC
	SS-DALI	700	34	4300	126	MFC
144 MPCL	300	45	4800	120	Phosphor	
LN INV D 1500 P 52W 900 DA SN BK	OSRAM	300	29	4700	121	MFC
	071 DALI SW	300	44	5200	118	MFC
	SS-DALI	815	48	5400	112	MFC
144 MPCL	300	50	5800	114	Phosphor	
LN INV D 1500 P 52W 940 DA SN BK	OSRAM	300	29	5100	131	MFC
	071 DALI SW	300	44	5100	120	MFC
	SS-DALI	815	48	5300	120	MFC
144 MPCL	300	50	5900	120	Phosphor	



References / Links

– For Guarantee see www.ledvance.com/guarantee

DISCLAIMER

Subject to change without notice. Errors and omission excepted. Always make sure to use the most recent release.

503 Service Temporarily Unavailable