

PRODUCT DATASHEET

LN INV DI 1200 P 54W 930 DAVR SN WT

LINEAR INDIVILED DIRECT/INDIRECT 1200 DALI SENSOR | Pendant luminaire for single or light line office application with CRI90 and DALI sensor, 1200 mm



Areas of application

- Direct replacement for luminaires with fluorescent lamps
- Offices, education, public buildings
- Single and continuous line configuration
- Direct and indirect lighting

Product benefits

- Easy upgradeability of light source and driver (EVERLOOP design)
- Homogenous light distribution and reduced glare ($UGR \leq 19$) thanks to IndiviLED® optics
- Pendant luminaires with direct light emission (70%) and indirect light emission (30%)
- High performance with CRI90 and up to 137 lm/W
- High color consistency with SDCM 3
- Easy installation
- Low flicker light thanks to special electronic control gear
- Suitable for battery emergency installations acc. to EN 60598-2-22
- Multiple mounting options thanks to different accessories

Product features

- Minimalistic LEDVANCE SCALE design in extruded aluminum housing, available in white and black color
- Includes EVERLOOP: Convenient replacement of light source and LED driver
- PIR-Sensor with leader-follower function



- Combined daylight and motion detection
- Individual adjustment of the parameters with configuration software or remote control
- Linkable into seamless light line with accessories (surface or pendant mounting)
- Pendant mounting with suspension kit (to be ordered separately)
- Glow Wire Test according to IEC 60695-2-12: 850 °C
- 5-pole terminal block, cable cross section up to 5 x 2.5 mm²
- Lifetime (L80/B10): 70,000 h (at 25 °C)
- Multi Lumen function: programmable DALI-2 driver

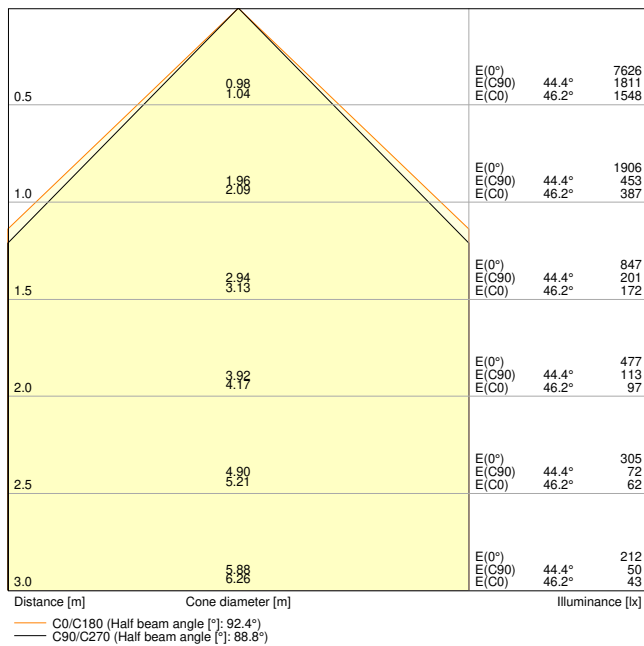
TECHNICAL DATA

Electrical data

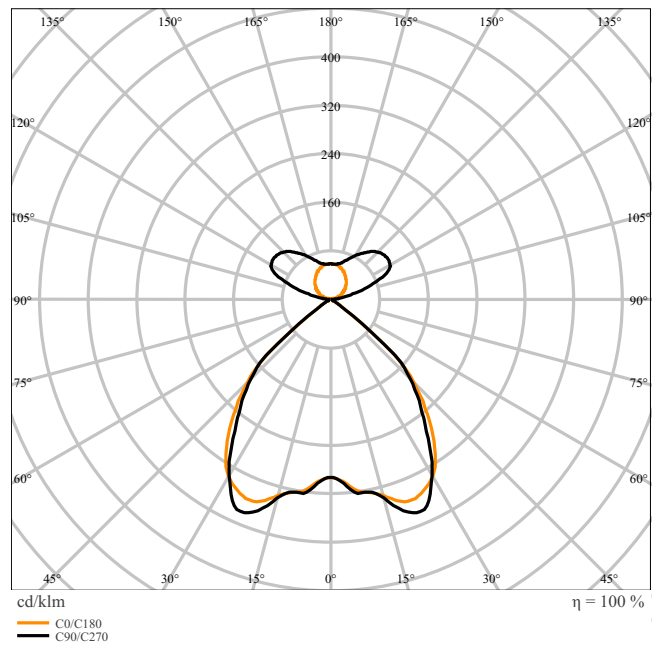
Nominal wattage	54 W / 48 W / 43 W / 34 W
Nominal voltage	220...240 V
Mains frequency	0/50/60 Hz
Nominal current	233...205...195...160 mA
Inrush current	25.2 A
Inrush current time T_{h50}	40 μ s
Max. number of luminaires per miniature circuit breaker B16	29
Max. number of luminaires per miniature circuit breaker C10	23
Max. number of luminaires per miniature circuit breaker C16	38
Power factor λ	> 0.90
Total harmonic distortion	\leq 20 %
Protection class	I
Operating mode	Integrated LED driver
Dimming interface	DALI-2 / IoT

Photometrical data

Luminous flux	6500 lm / 5750 lm / 5200 lm / 4350 lm
Luminous efficacy	120 lm/W / 121 lm/W / 128 lm/W
Color temperature	3000 K
Light color (designation)	Warm White
Color rendering index Ra	\geq 90
Standard deviation of color matching	3 sdc _m
Low flicker	Yes
Flickering metric (Pst LM)	\leq 1
Stroboscope effect metric (SVM)	\leq 0.4
Photobiological safety group acc. to EN62778	RG1
Photobiological safety group acc. to EN62471	RG0
Beam angle	90 ° + 130 °
UGR	< 19



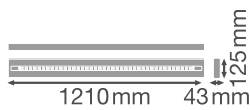
LN INV DI 1200 P 54W 930 DAVR SN WT



LN INV DI 1200 P 54W 930 DAVR WT

Dimensions & Weight

Length	1210.00 mm
Width	125.00 mm
Height	43.00 mm
Product weight	3590.00 g



LN INV 1200 P

Materials & Colors

Product color	White
Housing color	White
RAL Color (most similar)	RAL 9003
Body material	Aluminum
Cover material	Polymethylmethacrylate (PMMA)
Light emitting surface material	Polymethylmethacrylate (PMMA)
Glow Wire Test according to IEC 60695-2-12	850 °C
Mercury content	0.0 mg

Application & Mounting

Ambient temperature range	-20...+50 °C
Temperature range at storage	-20...+80 °C
Type of connection	Screwless terminal, 5-Pole (L, N, PE, DA+, DA-)
Type of protection	IP20
Protection class IK (shock resistance)	IK06
Dimmable	Yes
Type of dimming	DALI-2
IoT ready	Support of DALI data type PART 251, 252, 253 ¹⁾
Mounting type	Suspended
Mounting location	Ceiling
Application environment	Indoor
Adjustable	No
With light source	Yes
Replaceable light source	Yes

¹⁾ Internet of Things. Supports data transfer via gateway to cloud-based monitoring platforms, such as LEDVANCE VIVARES Cloud

Lifespan

Lifespan L70/B50 at 25 °C	100000 h ¹⁾
Lifespan L80/B10 at 25 °C	70000 h ¹⁾
Lifespan L80/B50 at 25 °C	70000 h
Lifespan L90/B10 at 25 °C	35000 h
Number of switching cycles	25000

¹⁾ t[h]: L70 / B50 @ 25 °C (Ta), t[h]: L80 / B10 @ 25 °C (Ta), t[h]: L90 / B10 @ 25 °C (Ta)

Control gear

Output current	1400mA / 1300mA / 1200mA / 1100 mA
ECG - Output ripple current	≤ 5 %
Recommended control gear	OSRAM type OTI DALI 50/220-240/1A4 NFC L

Sensor

Type of sensor	Motion / Light
Sensor technology	Passive infrared/Photocell
Sensor detection angle	80 °
Sensor controlled switching time	10 s ... 30 min
Detection range of motion sensor	1.7 m ... 4 m



Certificates & Standards

Standards	CE / CB / ENEC / TÜV SÜD / UKCA / EAC / EPD
Luminaire with limited surface temperature, "D sign"	No
Ball shot safe	No
EPD	LEDV-00073-V01.01-EN
Replaceable light source (EPREL)	Only by an expert

Additional product data






Added function	EVERLOOP / Programmable Multi Lumen
----------------	-------------------------------------

Accessories Mandatory

Product image	Product name	EAN
	LN INV SUSPENSION KIT WT	4099854215537
	LN INV SUSPENSION WIRE	4099854323980

Accessories Optional

Product image	Product name	EAN
	LN INV 1200 THROUGHWIRING KIT	4099854214820

Product image	Product name	EAN
	LN INV INLINE CONNECTOR	4099854215612
	LN INV CORNER CONNECTOR WT	4099854308093
	LN INV INFILL 600 WT	4099854214882
	LN INV INFILL 1200 WT	4099854214868
	LN INV INFILL 1500 WT	4099854214844



EQUIPMENT / ACCESSORIES



















- Suspension kit available for pendant luminaire version (to be ordered separately)
- Inline, corner and infill connectors available as separate accessory
- Through-wiring cable kit available

Safety advice

- All electrical connections must be made by a qualified person.
- Caution, risk of electric shock.
- Product in protection class I. All electrically conductive, metallic housing parts that can absorb voltage during operation or during maintenance in the event of a fault must be continuously connected to the protective earthing conductor.

DOWNLOAD DATA

Documents and certificates	Document name
 User instruction / safety instructions	LN INV D DI
 Legal information	Safety Insert G11205497

Documents and certificates		Document name
	Legal information	Legal Insert G11235610
	Legal information	Informationstext 18 Abs 4 ElektroG
	Legal information	LN INV D DI
	Declarations of conformity	LN INV
	Declarations of conformity UKCA	LN INV
	Certificates	LN INV
	EU Data Act	DALI LED Driver and Luminaires
	EPD	EPD_EN_LINEAR INDIVILED DALI SEN
	EPD	EPD_FR_LINEAR INDIVILED DALI SEN
Photometric and lighting design files		Document name
	IES file (IES)	LN INV DI 1200 P 54W 930 DAVR SN WT
	LDT file (Eulumdat)	LN INV DI 1200 P 54W 930 DAVR SN WT
	ULD file (DIALux)	LN INV DI 1200 P 54W 930 DAVR SN WT
	ROLF file (RELUX)	LN INV DI 1200 P 54W 930 DAVR SNWT
	UGR file (UGR table)	LN INV DI 1200 P 54W 930 DAVR SN WT
	Light distribution curve type cone	LN INV DI 1200 P 54W 930 DAVR SN WT
	Light distribution curve type polar	LN INV DI 1200 P 54W 930 DAVR WT
CAD/BIM files		Document name
	BIM Revit 3D	Linear Indiviled G2
	CAD STEP 3D	LN INV D I 1200 G2

